



Overview of Active and Passive Mitigation System Checklists

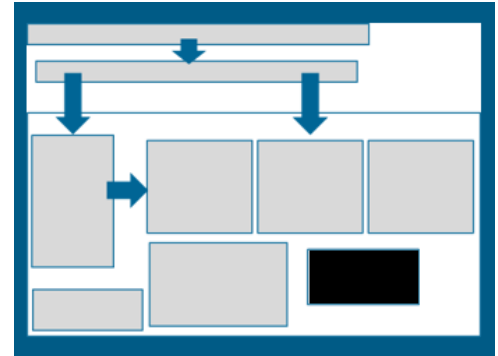
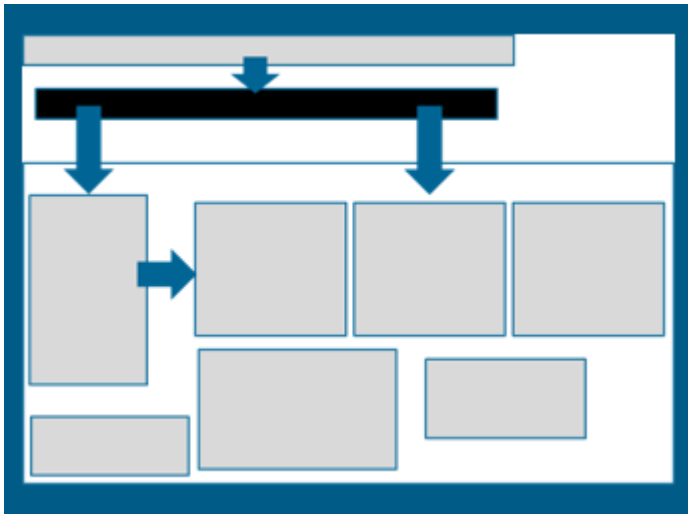
Vapor Intrusion Mitigation Team | December 2020

The Active Mitigation and Passive Mitigation subgroups of ITRC's Vapor Intrusion Mitigation Training team collaborated to prepare the following three checklists to support training on vapor intrusion (VI) mitigation:

- [System Design and Documentation Checklist](#)
- [Post-Installation System Verification Checklist](#)
- [Operations, Maintenance, & Monitoring Checklist](#)

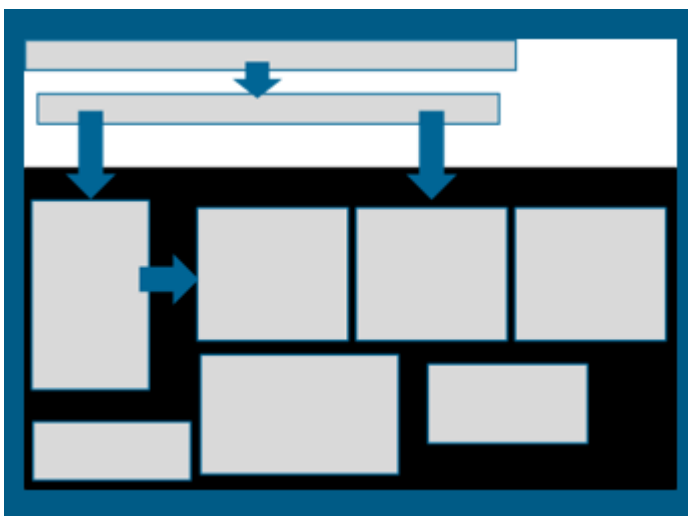
The information presented in these checklists is supported by the following additional work products that were prepared by other subgroups within the Vapor Intrusion Mitigation Training team:

Conceptual Site Models for Vapor Intrusion Mitigation



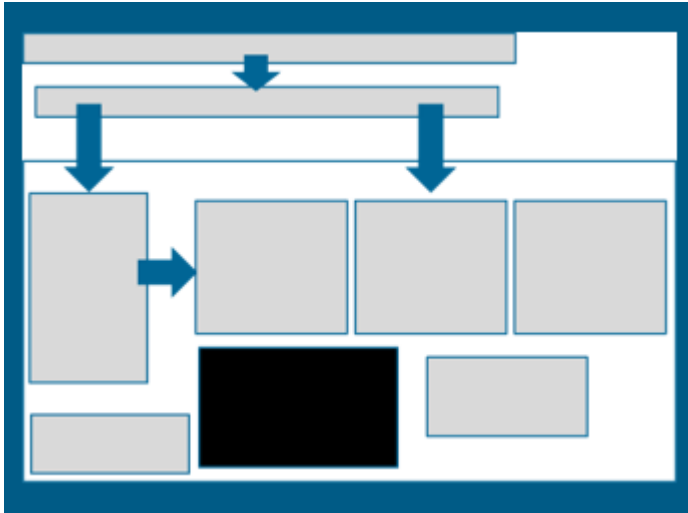
- [Conceptual Site Models for Vapor Intrusion Mitigation Fact Sheet](#)
- [Vapor Intrusion Mitigation Conceptual Site Model Checklist](#)

Public Outreach during Vapor Intrusion Mitigation



- [Public Outreach during Vapor Intrusion Mitigation Fact Sheet](#)

Supporting Information for Design and Implementation of Mitigation Approaches



- [**Design Considerations Fact Sheet**](#)
- [**Post-Installation Fact Sheet**](#)
- [**Operations, Maintenance, & Monitoring/Exit Strategy Fact Sheet**](#)

The [**acronyms**](#), [**glossary terms**](#), and [**references cited**](#) in these documents are also available on the Vapor Intrusion Mitigation Training team website. Return to the [**Interactive Directory of Vapor Intrusion Mitigation Training Team Work Products**](#).